



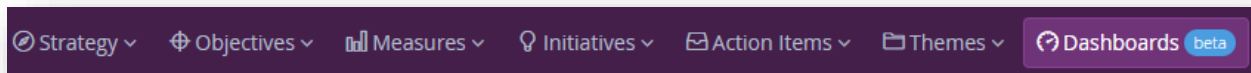
Release Notes

ESM Strategy 8.3

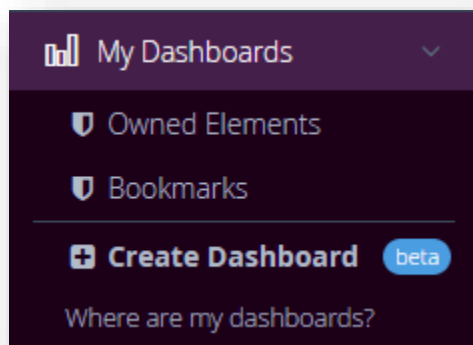
Dashboards

New to ESM+Strategy is an overhaul of our dashboarding capabilities. Users are now free to create dashboards containing elements from multiple scorecards and report out on their organization's strategy in brand new ways!

- You will notice the new Dashboards header and icon in the top hand navigation menu, or "Meeting View" for short.

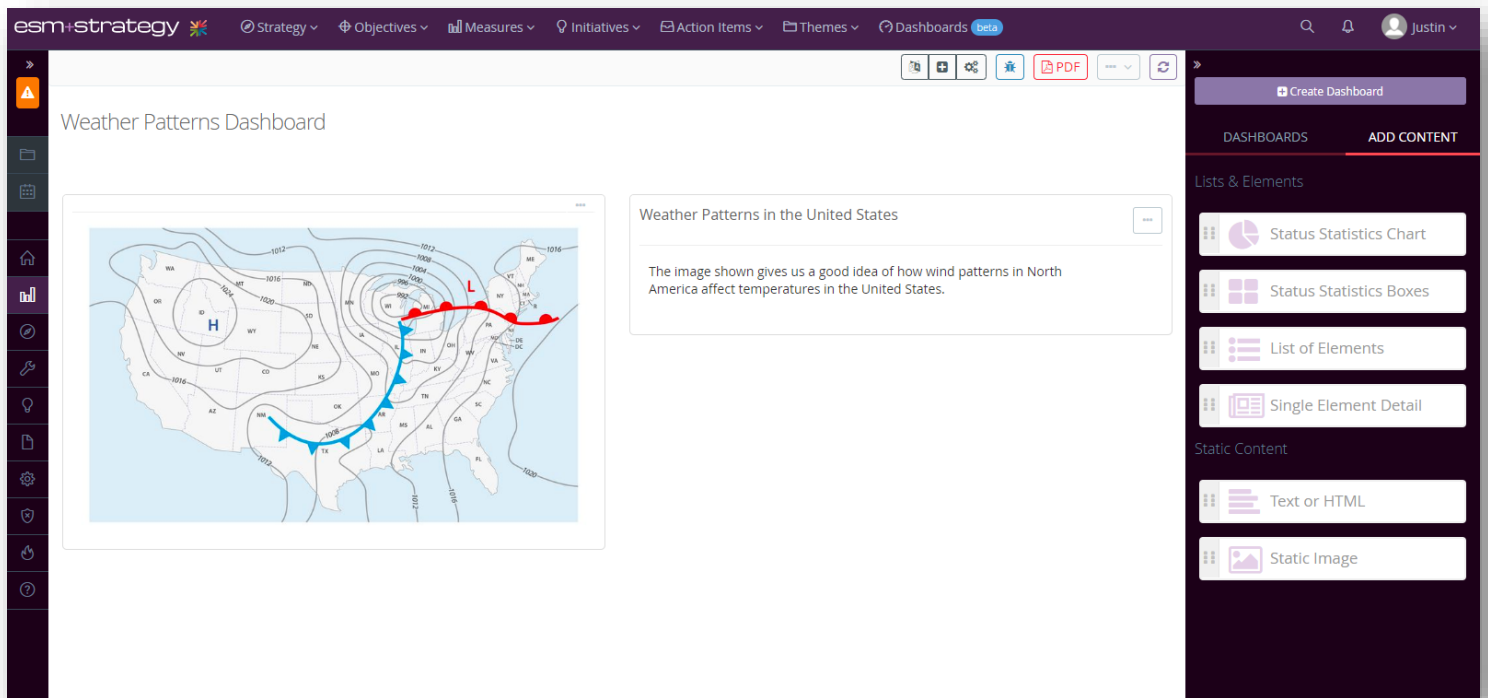


- Users will still be able to view ESM Default Dashboards via Dashboards' previous location on the left-hand navigation menu.
- The Dashboards menu from the left-hand navigation menu will also allow users to create new dashboards and provides users with a brief explanation on how dashboards will be managed going forward.



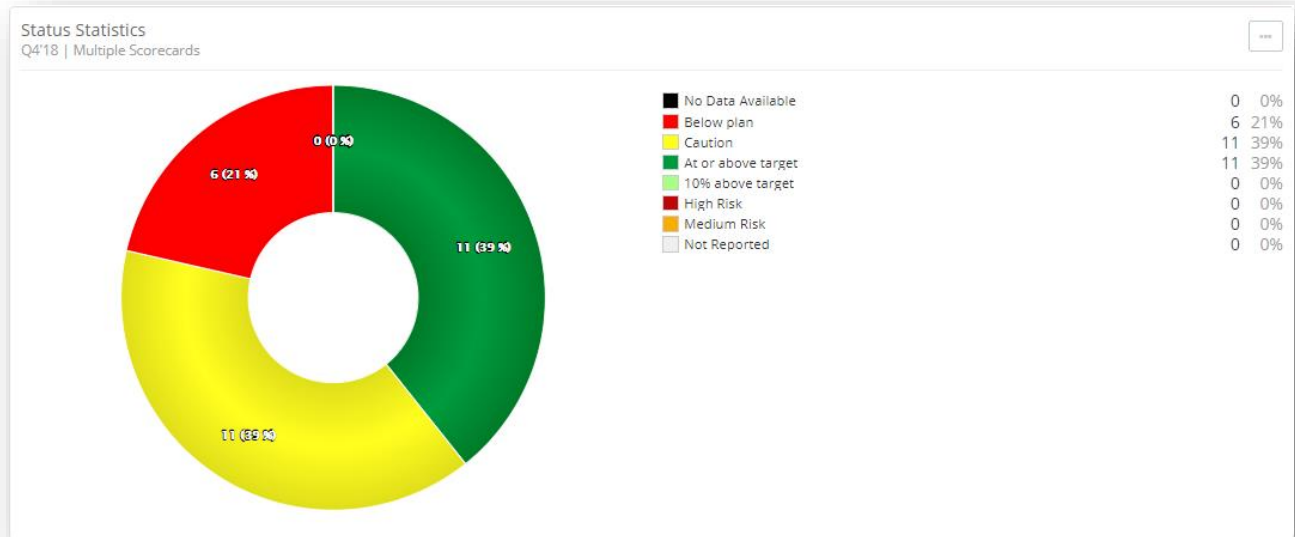
- My Dashboards will eventually be removed from the left-hand navigation menu once Dashboards' Beta phase is complete.

- Upon clicking the Dashboards icon from the meeting view, users will see the new Dashboards menu, which will emerge from the right-hand side of the screen.

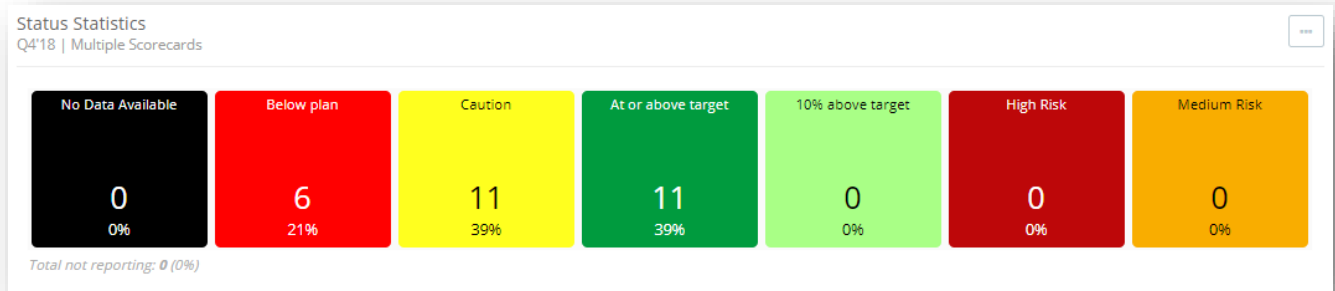


- The new Dashboards menu has two tabs, one titled “Dashboards” and the other titled “Add Content”.
- The “Dashboards” tab will show a list of all dashboards you have created or have access to.
- The “Add Content” tab contains the different available modules available to users to be placed on a dashboard:

- **Status Statistics Chart** – a pie style chart which displays statistics focused around the number of elements which have a specific status indicator.



- **Status Statistics Boxes** – An alternate graphical representation of status statistics.



- **List of Elements** – a module allowing users to configure a list of elements from one or more scorecards which can include a user’s owned elements, bookmarks, or a completely custom list of elements.

List of Elements
Q4'18 | Multiple Scorecards | 12 Elements Displayed

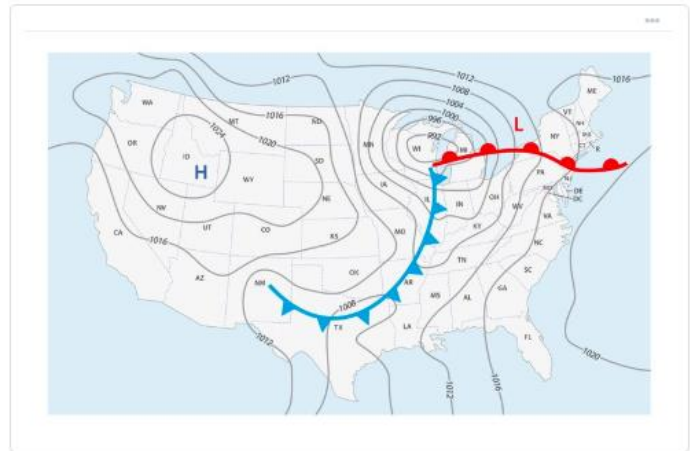
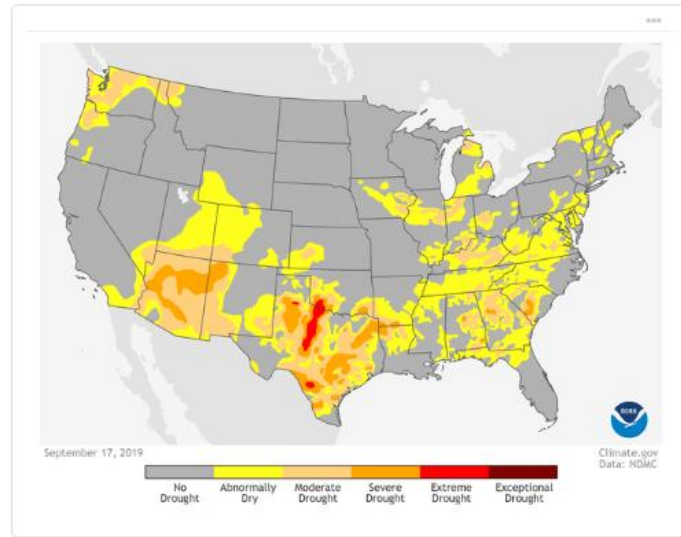
Status	Name	
G	C1. Seamless and Competitive Service and Price 2. OTM Europe Manufacturing	Edit
G	C1. Seamless and Competitive Service and Price 1. OTM Corporate Scorecard	Edit
G	C4. Real time service for high value customers 2. OTM Europe Manufacturing	Edit
G	F1. Achieve positive EBITDA contributions 1. OTM Corporate Scorecard	Edit
G	F1. Positive EBITDA Contribution 2. OTM Europe Manufacturing	Edit
G	F4. Manage G&A costs 1. OTM Corporate Scorecard	Edit
Y	C2. "Give Me Top Quality Manufacturing Excellence" 2. OTM Europe Manufacturing	Edit
Y	C3. Manufacturing solutions not just products 2. OTM Europe Manufacturing	Edit
Y	F2. Maximize earnings by selling the right product mix 1. OTM Corporate Scorecard	Edit
Y	F3. Improve average net selling price 1. OTM Corporate Scorecard	Edit
Y	F5. Reduce total cost of production 1. OTM Corporate Scorecard	Edit
R	C2. Give Me a Top Quality Product Experience 1. OTM Corporate Scorecard	Edit

- **Single Element Detail** – a module which shows the information contained on a particular element’s detail page including charts, performance analysis, recommendations and more.



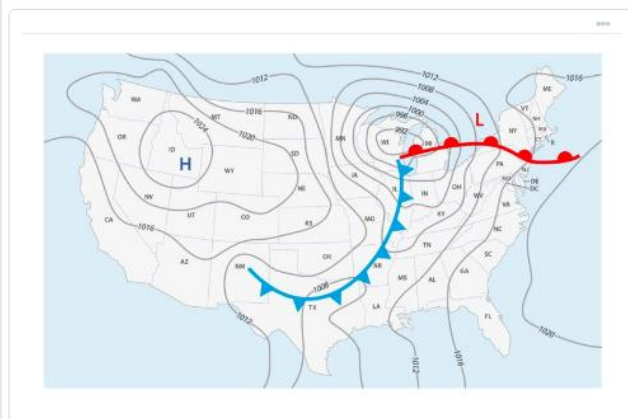
- **Static Image** – A module which allows users to add pictures to a dashboard. Users can add pictures from advanced data visualization tools, photos from company events, etc.

Weather Patterns Dashboard



- **Text or HTML** – A module which will display custom text or HTML. Users can write themselves notes, provide commentary around other modules added to the dashboards, and more.

Weather Patterns Dashboard



Weather Patterns in the United States

The image shown gives us a good idea of how wind patterns in North America affect temperatures in the United States.

As we continue to update and fine tune our new dashboarding capabilities, more dashboard modules will be added.

Fixed Element Detail Banner

Also new to ESM+Strategy is fixed element detail banners. You will notice as you scroll down an element detail page that the element's name, status indicator, trend arrow, and edit button will be fixed to the top of the screen.

